



(1)(a) STATEMENT SHOWING SHAREHOLDING PATTERN IN CLAUSE-35			
NAME OF THE COMPANY: POLARIS FINANCIAL TECHNOLOGY LIMITED			
SCRIP CODE:	532254	Name of the Scrip:	Polaris
Class of Security:	Equity	Quarter Ended:	30/09/2013
Partly paid-up shares	No. of partly paid-up shares	As a % of total no. of partly paid-up shares	As a % of total no. of shares of the Company.
Held by promoter/promoter group	-	-	-
Held by Public	-	-	-
<b>Total:</b>	-	-	-
Outstanding convertible securities:	No. of outstanding securities	As a % of total no. of outstanding convertible securities.	As a % of total no. of shares of the Company assuming full conversion of the convertible securities
Held by promoter/promoter group	-	-	-
Held by Public	-	-	-
<b>Total:</b>	-	-	-
Warrants:	No. of warrants	As a % of total no. of warrants	As a % of total no. of shares of the Company, assuming full conversion of warrants
Held by promoter/promoter group	-	-	-
Held by Public	-	-	-
<b>Total:</b>	-	-	-
<b>Total paid-up capital of the Company, assuming full conversion of warrants and convertible securities</b>	<b>99,509,974</b>	<b>0</b>	<b>100.00</b>

For Polaris Financial Technology Limited

  
**V V Naresh**  
 Vice President & Company Secretary

Chennai  
 October 11, 2013




(1)(a) STATEMENT SHOWING SHAREHOLDING PATTERN IN CLAUSE-35  
NAME OF THE COMPANY: POLARIS FINANCIAL TECHNOLOGY LIMITED  
SCRIP CODE: 532254  
Class of Security: Equity

Name of the Scrip: Polaris  
Quarter Ended: 30/09/2013

CATE GORY CODE	CATEGORY OF SHAREHOLDER	NO OF SHARE HOLDERS	TOTAL No. OF SHARES	NO OF SHARES HELD IN DEMAT FORM	TOTAL SHAREHOLDING AS A % OF TOTAL NO OF SHARES		SHARES PLEDGE OR OTHERWISE ENCUMBERED	
					AS a % of (A+B)	As a % of (A+B+C)	No. OF SHARES	AS a %
(I)	(II)	(III)	(IV)	(V)	(VI)	(VII)	(VIII)	(IX)=(VIII)/ (IV)*100
(A)	<b>PROMOTER AND PROMOTER GROUP</b>							
(1)	INDIAN							
(a)	Individual /HUF	16	28,993,360	28,993,359	29.14	29.14	-	-
(b)	Central Government/State Government(s)	-	-	-	-	-	-	-
(c)	Bodies Corporate	-	-	-	-	-	-	-
(d)	Financial Institutions / Banks	-	-	-	-	-	-	-
(e)	Others	-	-	-	-	-	-	-
	Sub-Total A(1) :	16	28,993,360	28,993,359	29.14	29.14	-	-
(2)	FOREIGN							
(a)	Individuals (NRIs/Foreign Individuals)	-	-	-	-	-	-	-
(b)	Bodies Corporate	-	-	-	-	-	-	-
(c)	Institutions	-	-	-	-	-	-	-
(d)	Qualified Foreign Investor	-	-	-	-	-	-	-
(e)	Others	-	-	-	-	-	-	-
	Sub-Total A(2) :	-	-	-	-	-	-	-
	Total A=A(1)+A(2)	16	28,993,360	28,993,359	29.14	29.14	-	-
(B)	<b>PUBLIC SHAREHOLDING</b>							
(1)	INSTITUTIONS							
(a)	Mutual Funds /UTI	22	7,265,512	7,265,512	7.30	7.30	-	-
(b)	Financial Institutions /Banks	7	1,044,077	1,044,077	1.05	1.05	-	-
(c)	Central Government / State Government(s)	-	-	-	-	-	-	-
(d)	Venture Capital Funds	-	-	-	-	-	-	-
(e)	Insurance Companies	-	-	-	-	-	-	-
(f)	Foreign institutional investors	73	22,539,971	22,539,821	22.65	22.65	-	-
(g)	Foreign Venture Capital Investors	-	-	-	-	-	-	-
(h)	Qualified Foreign Investor	-	-	-	-	-	-	-
(i)	Others	-	-	-	-	-	-	-
	Sub-Total B(1) :	102	30,849,560	30,849,410	31.00	31.00	-	-
(2)	NON-INSTITUTIONS							
(a)	Bodies Corporate	857	3,043,252	3,042,002	3.06	3.06	-	-
(b)	Individuals							
	(i) Individuals holding nominal share capital upto Rs.1 lakh	43,867	9,255,684	9,055,174	9.30	9.30	-	-
	(ii) Individuals holding nominal share capital in excess of Rs.1 lakh	54	3,898,238	3,898,238	3.92	3.92	-	-
(c)	Others	-	-	-	-	-	-	-
	BUSINESS ASSOCIATES	2	19,575,092	19,575,092	19.67	19.67	-	-
	NON RESIDENT INDIANS	657	422,082	418,082	0.42	0.42	-	-
	OVERSEAS CORPORATE BODIES	2	300	250	0.00	0.00	-	-
	CLEARING MEMBERS	256	248,254	248,254	0.25	0.25	-	-
	TRUSTS	8	3,224,152	3,204,052	3.24	3.24	-	-
(d)	Qualified Foreign Investor	0	0	0	0.00	0.00	-	-
	Sub-Total B(2) :	45,703	39,667,054	39,441,144	39.86	39.86	-	-
	Total B=B(1)+B(2) :	45,805	70,516,614	70,290,554	70.86	70.86	-	-
	Total (A+B) :	45,821	99,509,974	99,283,913	100.00	100.00	-	-
(C)	Shares held by custodians, against which							
	Depository Receipts have been issued							
(1)	Promoter and Promoter Group							
(2)	Public	0	0	0	0.00	0.00	-	-
	GRAND TOTAL (A+B+C) :	45,821	99,509,974	99,283,913	100.00	100.00	-	-

For Polaris Financial Technology Limited

V V Naresh  
Vice President & Company Secretary



Chennai  
October 11, 2013


(I)(c)(iii) Statement showing holding of securities (including shares, warrants, convertible securities) of persons (together with PAC) belonging to the category "Public" and holding more than 5% of the total number of shares of the company								
Sr.No.	Name(s) of the shareholder(s) and the Persons Acting in Concert (PAC) with them	Number of shares held	Shares as a percentage of total number of shares (i.e., Grant total (A)+(B)+(C) indicated in Statement at para (I)(a) above)	Details of warrants		Details of convertible securities		Total shares (including underlying shares assuming full conversion of warrants and convertible securities) as a % of diluted share capital)
				Number of warrants held	As a % total number of warrants of the same class	Number of convertible securities held	% w.r.t total number of convertible securities of the same class	
1	ORBITECH LIMITED *	19,575,092	19.68	-	-	-	-	19.68
2	FRANKLIN MUTUAL SERIES FUNDS- MUTUAL BEACON FUND	7,108,509	7.14	-	-	-	-	7.14
<b>TOTAL :</b>		<b>26,683,601</b>	<b>26.82</b>	<b>-</b>	<b>-</b>	<b>-</b>	<b>-</b>	<b>26.82</b>

\* Includes 41,95,486 Shares (4.22%) held by Citibank A/c Orbitech Ltd., a PAC of Orbitech Ltd.

(I)(d) STATEMENT SHOWING DETAILS OF LOCKED-IN SHARES"				
Sr.No.	Name of the shareholder	Number of locked-in shares	Locked-in shares as a (%) percentage of total number of shares (i.e., Grand Total (A)+(B)+(C) Indicated in Statement at para (I)(a) above)	Promoter /Promoter Group /Public
1	GN. MATHUR	46	0.00	PUBLIC
2	VAIDEHI K.A.	1	0.00	PUBLIC
3	T.K.RAMANAN	1	0.00	PUBLIC
4	GAYATHRI.B	1	0.00	PUBLIC
5	SUDHA GOPALAKRISHNAN	1	0.00	PUBLIC
6	C.S.CHANDRASEKAR	1	0.00	PUBLIC
7	M.R.VENKATESAN	1	0.00	PUBLIC
8	PRABHJOT S SAMBHY	1	0.00	PUBLIC
9	K.SRINIVASAN	1	0.00	PUBLIC
10	ANANDA KRISHNAN	1	0.00	PUBLIC
11	LALITHA VIJAY	1	0.00	PUBLIC
12	K.SEKAR	1	0.00	PUBLIC
13	M.VIDYASAGAR	1	0.00	PUBLIC
14	RAMA SIVARAMAN	1	0.00	PUBLIC
15	RAYMOND AROGYASWAMY	1	0.00	PUBLIC
16	SAMPATH KUMAR ANAND	1	0.00	PUBLIC
17	CRS.BHARADWAJ	1	0.00	PUBLIC
18	JAIDEEP BILLA	1	0.00	PUBLIC
19	S.R.RAMASWAMI	1	0.00	PUBLIC
20	GOVIND SINGHAL	1	0.00	PUBLIC
21	K.GOVINDARAJAN	1	0.00	PUBLIC
22	JAYASHREE.R	1	0.00	PUBLIC
23	PADMINI.S	1	0.00	PUBLIC
24	S.SRIRAM	1	0.00	PUBLIC
25	ARUN JAIN	1	0.00	PROMOTER/ PROMOTER GROUP
<b>TOTAL :</b>		<b>70</b>	<b>0.00</b>	

For Polaris Financial Technology Limited

V V Naresh  
Vice President & Company Secretary



Chennai  
October 11, 2013


(I)(b) Statement showing holding of securities (including shares, warrants, convertible securities) of persons belonging to the category "Promoter and Promoter Group"												
Sr.No	Name of the Shareholder	Details of Shares held		Encumbered shares (*)			Details of Warrants		Details of convertible securities		Total Shares (including underlying shares assuming full conversion of warrants and convertible securities) as a % of diluted share capital	
		No. of Shares held	As a % of grand total (A)+(B)+(C)	Pledge Shares	AS a %	AS a % of grand total (A) + (B) + (C) of sub-clause (I)(a)	Number of warrants held	As a % total number of warrants of the same class	Number of convertible securities held	As a % total number of convertible securities of the same class		
(I)	(II)	(III)	(IV)	(V)	(VI)=[V]/(III)*100	(VII)	(VIII)	(IX)	(X)	(XI)	(XII)	
1	POLARIS HOLDINGS (P) LIMITED	20,020,938	20.12	-	-	-	-	-	-	-	20.12	
2	ARUN JAIN	4,332,364	4.35	-	-	-	-	-	-	-	4.35	
3	YOGESH ANDLAY	2,077,447	2.09	-	-	-	-	-	-	-	2.09	
4	MANJU JAIN	1,052,460	1.06	-	-	-	-	-	-	-	1.06	
5	ARUN JAIN	789,000	0.79	-	-	-	-	-	-	-	0.79	
6	UDAY JAIN	619,500	0.62	-	-	-	-	-	-	-	0.62	
7	AARUSHI JAIN	60,000	0.06	-	-	-	-	-	-	-	0.06	
8	MEENA AGARWAL	21,450	0.02	-	-	-	-	-	-	-	0.02	
9	SHASHI GUPTA	5,900	0.01	-	-	-	-	-	-	-	0.01	
10	NEETA MATHUR	2,400	0.00	-	-	-	-	-	-	-	0.00	
11	NAVEEN KUMAR	2,400	0.00	-	-	-	-	-	-	-	0.00	
12	NITA JAIN	2,400	0.00	-	-	-	-	-	-	-	0.00	
13	MANJU VERMA	2,400	0.00	-	-	-	-	-	-	-	0.00	
14	JUMA GUPTA	2,400	0.00	-	-	-	-	-	-	-	0.00	
15	SUMAN MATHUR	2,300	0.00	-	-	-	-	-	-	-	0.00	
16	ARUN JAIN	1	0.00	-	-	-	-	-	-	-	0.00	
	TOTAL :	28,993,360	29.14	-	-	-	-	-	-	-	29.14	

(I)(c)(ii) Statement showing holding of securities (including shares, warrants, convertible securities) of persons belonging to the category "Public" and holding more than 1% of the total number of shares								
Sr.No.	Name of the shareholder	Number of shares held	Shares as a percentage of total number of shares (i.e., Grant total (A) + (B) + (C) indicated in Statement at para (I)(a) above)	Details of warrants		Details of convertible securities		Total shares (including underlying shares assuming full conversion of warrants and convertible securities) as a % of diluted share capital
				Number of warrants held	As a % total number of warrants of the same class	Number of convertible securities held	% w.r.t total number of convertible securities of the same class	
1	ORBITECH LIMITED*	19,575,092	19.68	-	-	-	-	19.68
2	FRANKLIN MUTUAL SERIES FUNDS- MUTUAL BEACON FUND	7,108,509	7.14	-	-	-	-	7.14
3	GHI LTP LTD	2,058,001	2.07	-	-	-	-	2.07
4	HERMES INVESTMENT FUNDS PLC ON BEHALF OF HERMES EMERGING ASIA EQUITY FUND	1,894,064	1.90	-	-	-	-	1.90
5	POLARIS ASSOCIATE STOCK OPTION PLAN TRUST	1,536,000	1.54	-	-	-	-	1.54
6	ORBITECH EMPLOYEES WELFARE TRUST	1,167,929	1.17	-	-	-	-	1.17
7	LSV EMERGING MARKETS EQUITY FUND LP	1,127,800	1.13	-	-	-	-	1.13
8	MERRILL LYNCH CAPITAL MARKETS ESPANA S.A. S.V.	1,119,495	1.13	-	-	-	-	1.13
	TOTAL :	35,586,890	35.76	-	-	-	-	35.76

\* Includes 41,95,486 Shares (4.22%) held by Citibank A/c Orbitech Ltd., a PAC of Orbitech Ltd.

For Polaris Financial Technology Limited

V V Naresh  
Vice President & Company Secretary



Chennai  
October 11, 2013

(II)(a) STATEMENT SHOWING DETAILS OF DEPOSITORY RECEIPTS (DRS)				
Sr.No.	Type of outstanding DR (ADRs,GDRs,SDRs,etc.)	Number of outstanding DRs	Number of shares underlying outstanding DRs	Shares underlying outstanding DRs as a percentage of total number of shares {i.e., Grand Total (A)+(B)+(C) indicated in Statement at Para(I)(a) above}
TOTAL :		-	-	-

(II)(b) Statement showing Holding of Depository Receipts (DRs), where underlying shares held by "Promoter/Promoter group" are in excess of 1% of the total number shares.				
Sr.No.	Name of the DR Holder	Type of outstanding DR (ADRs,GDRs,SDRs,etc.)	Number of shares underlying outstanding DRs	Shares underlying outstanding DRs as a percentage of total number of shares (i.e., Grand Total (A)+(B)+(C) indicated in Statement at para(I)(a) above)
TOTAL :		-	-	-

For Polaris Financial Technology Limited

V V Naresh  
Vice President & Company Secretary



Chennai  
October 11, 2013