

{1}(a) STATEMENT SHOWING SHAREHOLDING PATTERN IN CLAUSE-35			
Name of the company: POLARIS FINANCIAL TECHNOLOGY LIMITED			
Scrip Code: 532254		Name of the Scrip: POLARIS	
Class of Security: EQUITY		Quarter ended	June 30, 2012
Partly paid-up shares	No. of partly paid-up shares	As a % of total no. of partly paid-up shares	As a % of total no. of shares of the Company.
Held by promoter/promoter group	-	-	-
Held by Public	-	-	-
Total:	-	-	-
Outstanding convertible securities:	No. of outstanding securities	As a % of total no. of outstanding convertible securities.	As a % of total no. of shares of the Company assuming full conversion of the convertible securities
Held by promoter/promoter group	-	-	-
Held by Public	-	-	-
Total:	-	-	-
Warrants:	No. of warrants	As a % of total no. of warrants	As a % of total no. of shares of the Company, assuming full conversion of warrants
Held by promoter/promoter group	-	-	-
Held by Public	-	-	-
Total:	-	-	-
Total paid-up capital of the Company, assuming full conversion of warrants and convertible securities	9,94,69,197 Shares for Rs.5/-each	-	100.00

For Polaris Financial Technology Limited


K.C.Raman

Assistant Vice President - Secretarial



July 10, 2012

(1)(a) STATEMENT SHOWING SHAREHOLDING PATTERN IN CLAUSE-35Name of the Company: **POLARIS FINANCIAL TECHNOLOGY LIMITED**Name of the Scrip: **Polaris**Scrip Code: **532254**Class of Security: **Equity**Quarter ended: **June 30, 2012**

CATE GORY CODE	CATEGORY OF SHAREHOLDER	No. OF SHARE HOLDERS	TOTAL No. OF SHARES	No. OF SHARES HELD IN DEMAT FORM	TOTAL SHAREHOLDING AS A % OF TOTAL No. OF SHARES		SHARES PLEDGE OR OTHERWISE ENCUMBERED	
					AS a % of (A+B)	As a % of (A+B+C)	No. OF SHARES	AS a % (IX)=(VIII)/ (IV)*100
(I)	(II)	(III)	(IV)	(V)	(VI)	(VII)	(VIII)	(IX)
(A)	PROMOTER AND PROMOTER GROUP							
(1)	INDIAN							
(a)	Individual /HUF	14	89,68,621	89,68,621	9.02	9.02	-	-
(b)	Central Government/State Government(s)	-	-	-	-	-	-	-
(c)	Bodies Corporate	1	2,00,20,938	2,00,20,938	20.13	20.13	-	-
(d)	Financial Institutions / Banks	-	-	-	-	-	-	-
(e)	Others	-	-	-	-	-	-	-
	Sub-Total A(1) :	15	2,89,89,559	2,89,89,559	29.14	29.14	-	-
(2)	FOREIGN							
(a)	Individuals (NRIs/Foreign Individuals)	-	-	-	-	-	-	-
(b)	Bodies Corporate	-	-	-	-	-	-	-
(c)	Institutions	-	-	-	-	-	-	-
(d)	Qualified Foreign Investor	-	-	-	-	-	-	-
(e)	Others	-	-	-	-	-	-	-
	Sub-Total A(2) :	-	-	-	-	-	-	-
	Total A=A(1)+A(2)	15	2,89,89,559	2,89,89,559	29.14	29.14	-	-
(B)	PUBLIC SHAREHOLDING							
(1)	INSTITUTIONS							
(a)	Mutual Funds /UTI	33	1,13,86,191	1,13,86,191	11.45	11.45	-	-
(b)	Financial Institutions /Banks	5	3,96,953	3,96,953	0.40	0.40	-	-
(c)	Central Government / State Government(s)	-	-	-	-	-	-	-
(d)	Venture Capital Funds	-	-	-	-	-	-	-
(e)	Insurance Companies	-	-	-	-	-	-	-
(f)	Foreign Institutional Investors	68	1,95,95,245	1,95,95,095	19.70	19.70	-	-
(g)	Foreign Venture Capital Investors	-	-	-	-	-	-	-
(h)	Qualified Foreign Investor	-	-	-	-	-	-	-
(i)	Others	-	-	-	-	-	-	-
	Sub-Total B(1) :	106	3,13,78,389	3,13,78,239	31.55	31.55	-	-
(2)	NON-INSTITUTIONS							
(a)	Bodies Corporate	818	40,85,367	40,78,117	4.11	4.11	-	-
(b)	Individuals							
	(i) Individuals holding nominal share capital upto Rs.1 lakh	44,703	83,88,813	81,83,748	8.43	8.43	-	-
	(ii) Individuals holding nominal share capital in excess of Rs.1 lakh	43	28,18,283	27,36,683	2.83	2.83	-	-
(c)	Others							
	Business Associates	2	1,95,75,092	1,95,75,092	19.68	19.68	-	-
	Non Resident Indians	648	3,82,386	3,78,286	0.38	0.38	-	-
	Overseas Corporate Bodies	2	300	250	0.00	0.00	-	-
	Clearing Members	162	5,02,556	5,02,556	0.51	0.51	-	-
	Trusts	8	33,48,452	33,28,352	3.37	3.37	-	-
	Sub-Total B(2) :	46,386	3,91,01,249	3,87,83,084	39.31	39.31	-	-
	Total B=B(1)+B(2) :	46,492	7,04,79,638	7,01,61,323	70.86	70.86	-	-
	Total (A+B) :	46,507	9,94,69,197	9,91,50,882	100.00	100.00	-	-
(C)	SHARES HELD BY CUSTODIANS, AGAINST WHICH DEPOSITORY RECEIPTS HAVE BEEN ISSUED							
(1)	Promoter and Promoter Group	-	-	-	-	-	-	-
(2)	Public	-	-	-	-	-	-	-
	GRAND TOTAL (A+B+C) :	46,507	9,94,69,197	9,91,50,882	100.00	100.00	-	-

For Polaris Financial Technology Limited



K. G. Raman

Assistant Vice President - Secretarial



July 10, 2012

(I)(b) Statement showing holding of securities (including shares, warrants, convertible securities) of persons belonging to the category "Promoter and Promoter Group"											
Sr.No	Name of the Shareholder	Details of Shares held		Encumbered shares (*)			Details of Warrants		Details of convertible securities		Total Shares (including underlying shares assuming full conversion of warrants and convertible securities) as a % of diluted share capital
		No. of Shares held	As a % of grand total (A)+(B)+(C)	Pledge Shares	AS a %	AS a % of grand total (A) + (B) + (C) of sub-clause (i)(a)	No. of warrants held	As a % total number of warrants of the same class	No. of convertible securities held	As a % total number of convertible securities of the same class	
(i)	(ii)	(iii)	(iv)	(v)	(vi)=(v)/(iii)*100	(vii)	(viii)	(ix)	(x)	(xi)	(xii)
1	POLARIS HOLDINGS (P) LIMITED	2,00,20,938	20.13	-	-	-	-	-	-	-	-
2	ARUN JAIN	43,32,364	4.36	-	-	-	-	-	-	-	-
3	YOGESH ANDLAY	20,77,447	2.09	-	-	-	-	-	-	-	-
4	MANJU JAIN	10,52,460	1.06	-	-	-	-	-	-	-	-
5	ARUN JAIN	7,89,000	0.79	-	-	-	-	-	-	-	-
6	UDAY JAIN	6,19,500	0.62	-	-	-	-	-	-	-	-
7	AARUSHI JAIN	60,000	0.06	-	-	-	-	-	-	-	-
8	MEENA AGARWAL	21,450	0.02	-	-	-	-	-	-	-	-
9	NEETA MATHUR	2,400	0.00	-	-	-	-	-	-	-	-
10	NAVEEN KUMAR	2,400	0.00	-	-	-	-	-	-	-	-
11	NIFA JAIN	2,400	0.00	-	-	-	-	-	-	-	-
12	MANJU VERMA	2,400	0.00	-	-	-	-	-	-	-	-
13	UMA GUPTA	2,400	0.00	-	-	-	-	-	-	-	-
14	SUMAN MATHUR	2,300	0.00	-	-	-	-	-	-	-	-
15	SHASHI GUPTA	2,100	0.00	-	-	-	-	-	-	-	-
	TOTAL :	2,89,89,559	29.14	-	-	-	-	-	-	-	-

For Polaris Financial Technology Limited


K.G. Raman

Assistant Vice President - Secretarial



July 10, 2012

(i) Statement showing holding of securities (including shares, warrants, convertible securities) of persons belonging to the category "Public" and (c)(i) holding more than 1% of the total number of shares								
Sr.No.	Name of the shareholder	Number of shares held	Shares as a percentage of total number of shares (i.e., Grant total (A)+(B)+(C) indicated in Statement at para (i)(a) above)	Details of warrants		Details of convertible		Total shares (including underlying shares assuming full conversion of warrants and convertible securities) as a % of diluted share capital)
				No. of warrants held	As a % total no. of warrants of the same class	No. of convertible securities held	% w.r.t total number of convertible securities of the same class	
1	ORBITECH LIMITED	1,53,79,606	15.46	-	-	-	-	-
2	FRANKLIN MUTUAL SERIES FUNDS- MUTUAL BEACON FUND	69,42,715	6.98	-	-	-	-	-
3	CITIBANK A/C ORBITECH LIMITED ING VYSYA LIFE INSURANCE	41,95,486	4.22	-	-	-	-	-
4	COMPANY LIMITED	25,41,064	2.55	-	-	-	-	-
5	TATA TRUSTEE CO. LTD A/C TATA MUTUAL FUND - TATA EQUITY P/E FUND	20,00,000	2.01	-	-	-	-	-
6	POLARIS ASSOCIATE STOCK OPTION PLAN TRUST	15,36,000	1.54	-	-	-	-	-
7	ORBITECH EMPLOYEES WELFARE TRUST	11,91,229	1.20	-	-	-	-	-
8	LSV EMERGING MARKETS EQUITY FUND LP	11,27,800	1.13	-	-	-	-	-
9	BIRLA SUN LIFE TRUSTEE CO (P) LTD A/C BIRLA SUN LIFE MIDCAP FUND	11,00,000	1.11	-	-	-	-	-
10	DSP BLACKROCK SMALL AND MID CAP FUND	11,00,000	1.11	-	-	-	-	-
TOTAL :		3,71,13,900	37.31	-	-	-	-	-

For Polaris Financial Technology Limited

K.C. Raman
K.C. Raman

Assistant Vice President - Secretarial




July 10, 2012

(i)(c)(ii) Statement showing holding of securities (including shares, warrants, convertible securities) of persons (together with PAC) belonging to the category "Public" and holding more than 5% of the total number of shares of the company								
Sr.No.	Name(s) of the shareholder(s) and the Persons Acting in Concert (PAC) with them	Number of shares held	Shares as a percentage of total number of shares (i.e., Grant total (A)+(B)+(C) indicated in Statement at para (i)(a) above}	Details of warrants		Details of convertible securities		Total shares (including underlying shares assuming full conversion of warrants and convertible securities) as a % of diluted share capital
				Number of warrants held	As a % total number of warrants of the same class	Number of convertible securities held	% w.r.t total number of convertible securities of the same class	
1	ORBITECH LIMITED *	1,95,75,092	19.68	-	-	-	-	-
2	FRANKLIN MUTUAL SERIES FUNDS- MUTUAL BEACON FUND	69,42,715	6.98	-	-	-	-	-
TOTAL :		2,65,17,807	26.66	-	-	-	-	-

* includes 41,95,486 (4.22%) of shares held by Citibank A/c Orbitech Ltd, a PAC of Orbitech Ltd

For Polaris Financial Technology Limited



K.C. Raman
Assistant Vice President - Secretarial



July 10, 2012

(l)(d)	Statement Showing Details of Locked-in Shares			
SLNO	Name of the Shareholder	CAT code	No. of shares	Percentage
-	-	-	-	-
TOTAL :		-	-	-

For Polaris Financial Technology Limited


 K. Raman
 Assistant Vice President - Secretarial



July 10, 2012

(ii)(a) Statement Showing Details of Depository Receipts (DRs)				
Sr.No.	Type of outstanding DR (ADRs,GDRs,SDRs,etc.)	Number of outstanding DRs	Number of shares underlying outstanding DRs	Shares underlying outstanding DRs as a percentage of total number of shares {i.e., Grand Total (A)+(B)+(C) indicated in Statement at Para(I)(a) above}
		-	-	-
	TOTAL :	-	-	-

For Polaris Financial Technology Limited

K.Raman
K.Raman

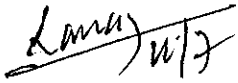
Assistant Vice President - Secretarial



July 10, 2012

(II)(b)	Statement showing Holding of Depository Receipts (DRs), where underlying shares held by "Promoter/Promoter group" are in excess of 1% of the total number shares.			
Sr.No.	Name of the DR Holder	Type of outstanding DR (ADRs,GDRs,SDRs,etc.)	Number of shares underlying outstanding DRs	Shares underlying outstanding DRs as a percentage of total number of shares (i.e., Grand Total (A)+(B)+(C) indicated in Statement at para(I)(a) above)
		-	-	-
	TOTAL :	-	-	-

For Polaris Financial Technology Limited



K.C.Raman

Assistant Vice President - Secretarial



July 10, 2012