



(1)(a) STATEMENT SHOWING SHAREHOLDING PATTERN IN CLAUSE-35			
Name of the Company: Polaris Financial Technology Limited			
Scrip Code: 532254		Name of the Scrip: Polaris	
Class of Security: Equity		Quarter ended: March 31, 2012	
Partly paid-up shares	No. of partly paid-up shares	As a % of total no. of partly paid-up shares	As a % of total no. of shares of the Company
Held by promoter/promoter group	-	-	-
Held by Public	-	-	-
Total:	-	-	-
Outstanding convertible securities:	No. of outstanding securities	As a % of total no. of outstanding convertible securities.	As a % of total no. of shares of the Company assuming full conversion of the convertible securities
Held by promoter/promoter group	-	-	-
Held by Public	-	-	-
Total:	-	-	-
Warrants:	No. of warrants	As a % of total no. of warrants	As a % of total no. of shares of the Company, assuming full conversion of warrants
Held by promoter/promoter group	-	-	-
Held by Public	-	-	-
Total:	-	-	-
Total paid-up capital of the Company, assuming full conversion of warrants and convertible securities	9,94,42,097 shares for Rs.5/- Each	-	100.00

For Polaris Financial Technology Limited


K.C.Raman

Assistant Vice President - Secretarial



Chennai
April 6, 2012


(1)(a) STATEMENT SHOWING SHAREHOLDING PATTERN IN CLAUSE-35Name of the Company: **POLARIS FINANCIAL TECHNOLOGY LIMITED**Scrip Code: **532254**Class of Security: **Equity**Name of the Scrip: **Polaris**Quarter ended: **March 31, 2012**

CATEGORY CODE	CATEGORY OF SHAREHOLDER	NO OF SHARE HOLDERS	TOTAL No. OF SHARES	NO OF SHARES HELD IN DEMAT FORM	TOTAL SHAREHOLDING AS A % OF TOTAL NO OF SHARES		SHARES PLEDGE OR OTHERWISE ENCUMBERED	
					AS a % of (A+B)	AS a % of (A+B+C)	No. OF SHARES	AS a % (IX)=(VIII)/(IV)*100
(i)	(ii)	(iii)	(iv)	(v)	(vi)	(vii)	(viii)	(ix)
(A)	PROMOTER AND PROMOTER GROUP							
(1)	INDIAN							
(a)	Individual /HUF	14	89,68,621	89,68,621	9.02	9.02	-	-
(b)	Central Government/State Government(s)	-	-	-	-	-	-	-
(c)	Bodies Corporate	1	2,00,20,938	2,00,20,938	20.13	20.13	-	-
(d)	Financial Institutions / Banks	-	-	-	-	-	-	-
(e)	Others	-	-	-	-	-	-	-
	Sub-Total A(1) :	15	2,89,89,559	2,89,89,559	29.15	29.15	-	-
(2)	FOREIGN							
(a)	Individuals (NRIs/Foreign Individuals)	-	-	-	-	-	-	-
(b)	Bodies Corporate	-	-	-	-	-	-	-
(c)	Institutions	-	-	-	-	-	-	-
(d)	Others	-	-	-	-	-	-	-
	Sub-Total A(2) :	-	-	-	-	-	-	-
	Total A=A(1)+A(2)	15	2,89,89,559	2,89,89,559	29.15	29.15	-	-
(B)	PUBLIC SHAREHOLDING							
(1)	INSTITUTIONS							
(a)	Mutual Funds /UTI	35	1,07,77,353	1,07,77,353	10.84	10.84	-	-
(b)	Financial Institutions /Banks	5	3,96,953	3,96,953	0.40	0.40	-	-
(c)	Central Government / State Government(s)	-	-	-	-	-	-	-
(d)	Venture Capital Funds	-	-	-	-	-	-	-
(e)	Insurance Companies	-	-	-	-	-	-	-
(f)	Foreign Institutional Investors	70	2,40,78,938	2,40,78,788	24.21	24.21	-	-
(g)	Foreign Venture Capital Investors	-	-	-	-	-	-	-
(h)	Others	-	-	-	-	-	-	-
	Sub-Total B(1) :	110	3,52,53,244	3,52,53,094	35.45	35.45	-	-
(2)	NON-INSTITUTIONS							
(a)	Bodies Corporate	745	31,88,003	31,80,253	3.21	3.21	-	-
(b)	Individuals							
	(i) Individuals holding nominal share capital upto Rs.1 lakh	42,848	76,18,205	73,22,303	7.66	7.66	-	-
	(ii) Individuals holding nominal share capital in excess of Rs.1 lakh	37	24,18,905	24,18,905	2.43	2.43	-	-
(c)	Others							
	Business Associates	2	1,95,75,092	1,95,75,092	19.68	19.68	-	-
	Non Resident Indians	596	2,64,988	2,59,488	0.27	0.27	-	-
	Overseas Corporate Bodies	2	300	250	0.00	0.00	-	-
	Clearing Members	79	2,24,729	2,24,729	0.23	0.23	-	-
	Trusts	7	19,09,072	18,86,772	1.92	1.92	-	-
	Sub-Total B(2) :	44,316	3,51,99,294	3,48,67,792	35.40	35.40	-	-
	Total B=B(1)+B(2) :	44,426	7,04,52,538	7,01,20,886	70.85	70.85	-	-
	Total (A+B) :	44,441	9,94,42,097	9,91,10,445	100.00	100.00	-	-
(C)	SHARES HELD BY CUSTODIANS, AGAINST WHICH DEPOSITORY RECEIPTS HAVE BEEN ISSUED							
(1)	Promoter and Promoter Group	-	-	-	-	-	-	-
(2)	Public	-	-	-	-	-	-	-
	GRAND TOTAL (A+B+C) :	44,441	9,94,42,097	9,91,10,445	100.00	100.00	-	-

For Polaris Financial Technology Limited

K.C.Raman


Assistant Vice President - Secretarial

Chennai
April 6, 2012

Statement Showing Holding of Securities (including shares, warrants, convertible securities) of persons belonging to the category Promoter / Promoter Group											
Sr. No.	Name of the Shareholders	Details of shares held		Encumbered shares			Details of Warrants held		Details of convertible securities		Total shares (including underlying shares assuming full conversion of warrants and convertible securities) as a % of diluted share capital
		No. of shares held	As a % of Grant Total (A)+(B)+(C)	Pledge shares	As a %	As a % of Grant Total (A)+(B)+(C) of sub-clause (I) (a)	No. of Warrants held	As a % total number of warrants of the same class	No. of convertible securities held	As a % total number of convertible securities of the same class	
(I)	(II)	(III)	(IV)	(V)	(VI)=(V)/(III)* 100	(VII)	(VIII)	(IX)	(X)	(XI)	(XII)
1	POLARIS HOLDINGS (P) LIMITED	2,00,20,938	20.13	-	-	-	-	-	-	-	-
2	ARUN JAIN	43,32,364	4.36	-	-	-	-	-	-	-	-
3	YOGESH ANDLAY	20,77,447	2.09	-	-	-	-	-	-	-	-
4	MANJU JAIN	10,52,460	1.06	-	-	-	-	-	-	-	-
5	ARUN JAIN	7,89,000	0.79	-	-	-	-	-	-	-	-
6	UDAY JAIN	6,19,500	0.62	-	-	-	-	-	-	-	-
7	AARUSHI JAIN	60,000	0.06	-	-	-	-	-	-	-	-
8	MEENA AGARWAL	21,450	0.02	-	-	-	-	-	-	-	-
9	NEETA MATHUR	2,400	0.00	-	-	-	-	-	-	-	-
10	NAVEEN KUMAR	2,400	0.00	-	-	-	-	-	-	-	-
11	NITA JAIN	2,400	0.00	-	-	-	-	-	-	-	-
12	MANJU VERMA	2,400	0.00	-	-	-	-	-	-	-	-
13	UMA GUPTA	2,400	0.00	-	-	-	-	-	-	-	-
14	SUMAN MATHUR	2,300	0.00	-	-	-	-	-	-	-	-
15	SHASHI GUPTA	2,100	0.00	-	-	-	-	-	-	-	-
	Total	2,89,89,559	29.15								

Statement Showing Holding of Securities (including shares, warrants, convertible securities) of persons belonging to the category "Public" and holding more than 1% of the total number of shares								
Sr. No.	Name of the Shareholders	No. of shares held	Shares as a % of total No. of shares (i.e. Grant Total (A)+(B)+(C) indicated in Statement at Para (I)(a) above)	Details of Warrants		Details of convertible securities		Total shares (including underlying shares assuming full conversion of warrants and convertible securities) as a % of diluted share capital)
				No. of Warrants held	As a % total number of warrants of the same class	No. of convertible securities held	% w.r.t. total No. of convertible securities of the same class	
1	ORBITECH LIMITED	1,53,79,606	15.47	-	-	-	-	-
2	FRANKLIN MUTUAL SERIES FUNDS- MUTUAL BEACON FUND	45,06,423	4.53	-	-	-	-	-
3	MATTHEWS INDIA FUND	44,00,318	4.43	-	-	-	-	-
4	CITIBANK A/C. ORBITECH LIMITED	41,95,486	4.22	-	-	-	-	-
5	TATA TRUSTEE CO. LTD A/C TATA MUTUAL FUND - TATA EQUITY P/E FUND	20,00,000	2.01	-	-	-	-	-
6	ING VVSYA LIFE INSURANCE COMPANY LIMITED	19,02,261	1.91	-	-	-	-	-
7	ORBITECH EMPLOYEES WELFARE TRUST	12,14,649	1.22	-	-	-	-	-
8	CARLSON FUND - ASIAN SMALL CAP	12,00,000	1.21	-	-	-	-	-
9	BIRLA SUN LIFE TRUSTEE COMPANY PRIVATE LIMITED A/CBIRLA SUN LIFE MIDCAP FUND	11,50,000	1.16	-	-	-	-	-
10	MATTHEWS ASIA SMALL COMPANIES FUND	11,38,850	1.15	-	-	-	-	-
11	LSV EMERGING MARKETS EQUITY FUND LP	11,27,800	1.13	-	-	-	-	-
	Total	3,82,15,393	38.43					

For Polaris Financial Technology Limited


K.C. Raman
Assistant Vice President - Secretarial



April 6, 2012


(I)(C) (ii) Statement Showing Holding of Securities (including shares, warrants, convertible securities) of persons (together with PAC) belonging to the category "Public" and holding more than 5% of the total number of shares of the Company								
Sr. No.	Name of the Shareholder(s) and the Persons Acting in Concert (PAC) with them	No. of shares	Shares as a % of total No. of shares (i.e. Grant Total (A)+(B)+(C) indicated in Statement at Para (I)(a) above)	Details of Warrants		Details of convertible securities		Total shares (including underlying shares assuming full conversion of warrants and convertible securities) as a % of diluted share capital)
				No. of Warrants held	As a % total number of warrants of the same class	No. of convertible securities held	% w.r.t. total number of convertible securities of the same class	
1	ORBITECH LIMITED	1,53,79,606	15.47	-	-	-	-	-
	Total	1,53,79,606	15.47	-	-	-	-	-

(I)(d) Statement Showing Details of Locked-in Shares			
Sr. No.	Name of the Shareholder	No. of locked-in shares	Locked-in shares as a % of total No. of shares (i.e. Grant Total (A)+(B)+(C) indicated in statement at Para (I) (a) above)
	Total	-	-

(II)(a) Statement Showing Details of Depository Receipts (DRs)				
Sr. No.	Type of Outstanding DR (ADRs, GDRs, SDRs, etc.)	No. of Outstanding DRs	No. of shares underlying outstanding DRs	Shares underlying outstanding DRs as a % of total No. of shares (i.e. Grand Total (A) +(B)+(C) indicated in statement of Para (I)(a) above)
	TOTAL		-	-

(II)(b) Statement Showing Holding of Depository Receipts (DRs) where Underlying Shares Held by Promoter / Promoter Group in Excess of 1% of the Total No. of Shares				
Sr. No.	Name of the DR holder	Type of outstanding DR (ADRs, GDRs, SDRs, etc)	No. of shares underlying outstanding DRs	Shares underlying outstanding DRs as a % of total No. of shares (i.e. Grand Total (A) +(B)+(C) indicated in statement of Para (I)(a) above)
	Total		-	-

For Polaris Financial Technology Limited


K.C. Raman
Assistant Vice President - Secretarial



April 6, 2012