



STATEMENT SHOWING SHAREHOLDING PATTERN IN CLAUSE-35								
NAME OF THE COMPANY:			POLARIS SOFTWARE LAB LIMITED					
SCRIP CODE: 532254			QUARTER ENDED: 30/09/2010					
CATEGORY CODE	CATEGORY OF SHAREHOLDER	NO OF SHAREHOLDERS	TOTAL NUMBER OF SHARES	NO OF SHARES HELD IN DEMAT FORM	TOTAL SHAREHOLDING AS A % OF TOTAL NO OF SHARES		SHARES PLEDGE OR OTHERWISE ENCUMBERED	
					% (A+B)	% (A+B+C)	NUMBER OF SHARES	PERCENTAGE
(I)	(II)	(III)	(IV)	(V)	(VI)	(VII)	(VIII)	(IX)
(A)	PROMOTER AND PROMOTER GROUP							
(1)	INDIAN							
(a)	Individual /HUF	17	8,897,221	8,885,221	8.98	8.98	0	0.00
(b)	Central Government/State Government(s)	-	-	-	-	-	-	-
(c)	Bodies Corporate	1	19,880,938	19,880,938	20.06	20.06	0	0.00
(d)	Financial Institutions / Banks	-	-	-	-	-	-	-
(e)	Others	-	-	-	-	-	-	-
	Sub-Total A(1) :	18	28,778,159	28,766,159	29.03	29.03	0	0.00
(2)	FOREIGN							
(a)	Individuals (NRIs/Foreign Individuals)	-	-	-	-	-	-	-
(b)	Bodies Corporate	-	-	-	-	-	-	-
(c)	Institutions	-	-	-	-	-	-	-
(d)	Others	-	-	-	-	-	-	-
	Sub-Total A(2) :	-	-	-	-	-	-	-
	Total A=A(1)+A(2)	18	28,778,159	28,766,159	29.03	29.03	0	0.00
(B)	PUBLIC SHAREHOLDING							
(1)	INSTITUTIONS							
(a)	Mutual Funds /UTI	46	15,411,212	15,411,212	15.55	15.55	-	-
(b)	Financial Institutions /Banks	8	192,374	192,374	0.19	0.19	-	-
(c)	Central Government / State Government(s)	-	-	-	-	-	-	-
(d)	Venture Capital Funds	-	-	-	-	-	-	-
(e)	Insurance Companies	1	394,023	394,023	0.40	0.40	-	-
(f)	Foreign Institutional Investors	77	17,139,375	17,139,225	17.29	17.29	-	-
(g)	Foreign Venture Capital Investors	-	-	-	-	-	-	-
(h)	Others	-	-	-	-	-	-	-
	Sub-Total B(1) :	132	33,136,984	33,136,834	33.43	33.43		
(2)	NON-INSTITUTIONS							
(a)	Bodies Corporate	1,075	3,678,129	3,668,679	3.71	3.71	-	-
(b)	Individuals							
	(i) Individuals holding nominal share capital upto Rs.1 lakh	46,795	9,123,608	8,813,375	9.20	9.20	-	-
	(ii) Individuals holding nominal share capital in excess of Rs.1 lakh	34	2,226,168	2,226,168	2.25	2.25	-	-
(c)	Others							
	Non Residents Indians	621	319,544	315,244	0.32	0.32	-	-
	Trusts	10	2,145,798	2,123,348	2.16	2.16	-	-
	Overseas Bodies Corporate	2	300	250	0.00	0.00	-	-
	Clearing Members	176	137,815	137,815	0.14	0.14	-	-
	Business Associates	2	19,575,092	19,575,092	19.75	19.75	-	-
	Sub-Total B(2) :	48,715	37,206,454	36,859,971	37.54	37.54		
	Total B=B(1)+B(2) :	48,847	70,343,438	69,996,805	70.97	70.97		
	Total (A+B) :	48,865	99,121,597	98,762,964	100.00	100.00		
(C)	Shares held by custodians, against which Depository Receipts have been issued	-	-	-	-	-	-	-
	GRAND TOTAL (A+B+C) :	48,865	99,121,597	98,762,964	100.00	100.00	0	0.00


 K. RAMANA
 ASSISTANT VICE PRESIDENT
 POLARIS SOFTWARE LAB LIMITED





Chennai
12/10/2010

POLARIS SOFTWARE LAB LIMITED

(I)(b) STATEMENT SHOWING SHAREHOLDING OF PERSONS BELONGING TO "PROMOTER GROUP"						
SLNO	NAME OF THE SHAREHOLDER	TOTAL SHARES HELD		SHARES PLEDGED OR OTHERWISE ENCUMBERED		
		TOTAL SHARES	AS a % OF GRAND TOTAL (A)+(B)+(C)	PLEDGE SHARES	%	% OF GRAND TOTAL
(I)	(II)	(III)	(IV)	(V)	(VI)=(V)/(III)*100	(VII)
1	POLARIS HOLDINGS LIMITED	19,880,938	20.06%	-	-	-
2	ARUN JAIN	4,302,364	4.34%	-	-	-
3	YOGESH ANDLAY	2,075,047	2.09%	-	-	-
4	MANJU JAIN	1,022,460	1.03%	-	-	-
5	ARUN JAIN	789,000	0.80%	-	-	-
6	UDAY JAIN	619,500	0.62%	-	-	-
7	AARUSHI JAIN	60,000	0.06%	-	-	-
8	MEENA AGARWAL	5,250	0.01%	-	-	-
9	NAVEEN KUMAR	2,400	0.00%	-	-	-
10	MANJU VERMA	2,400	0.00%	-	-	-
11	UMA GUPTA	2,400	0.00%	-	-	-
12	USHA JAIN	2,400	0.00%	-	-	-
13	NITA JAIN	2,400	0.00%	-	-	-
14	NEETA MATHUR	2,400	0.00%	-	-	-
15	MATHUR R D	2,400	0.00%	-	-	-
16	ARUNA GUPTA	2,400	0.00%	-	-	-
17	SUMAN MATHUR	2,300	0.00%	-	-	-
18	SHASHI GUPTA	2,100	0.00%	-	-	-
	TOTAL :	28,778,159	29.03%	-	-	-

(I)(c) STATEMENT SHOWING SHAREHOLDING OF PERSONS BELONGING TO "PUBLIC GROUP"			
HOLDING OF > 1% OF THE TOTAL NUMER OF SHARES			
SLNO	NAME OF THE SHAREHOLDER	NO OF SHARES	%
1	ORBITECH LIMITED	15,379,606	15.52%
2	CITIBANK A/C. ORBITECH LIMITED	4,195,486	4.23%
3	TATA TRUSTEE CO. LTD A/C TATA MUTUAL FUND - TATA EQUITY P/E FUND	1,800,000	1.82%
4	SUNDARAM BNP PARIBAS MUTUAL FUND A/C SUNDARAMBNP PARIBAS SMILE FUND	1,344,633	1.36%
5	ORBITECH EMPLOYEES WELFARE TRUST	1,330,525	1.34%
6	SUNDARAM BNP PARIBAS MUTUAL FUND A/C SUNDARAMBNP PARIBAS EQUITY MULTIPLIER FU	1,301,562	1.31%
7	BIRLA SUN LIFE TRUSTEE COMPANY PVT LTD A/C BIRLA SUN LIFE EQUITY FUND	1,241,047	1.25%
8	J P MORGAN FUNDS	1,212,300	1.22%
9	CREDIT SUISEE (SINGAPORE) LIMITED	1,143,487	1.15%
10	LSV EMERGING MARKETS EQUITY FUND LP	1,127,800	1.14%
11	BIRLA SUN LIFE TRUSTEE COMPANY PRIVATE LIMITED A/CBIRLA SUN LIFE MIDCAP FUND	1,044,762	1.05%
12	GOLDMAN SACHS INVESTMENTS (MAURITIUS) I LTD	995,134	1.00%
	TOTAL :	32,116,342	32.40%


 KCRAMAN
 ASSISTANT VICE PRESIDENT
 POLARIS SOFTWARE LAB LIMITED




Chennai
12/10/2010


POLARIS SOFTWARE LAB LIMITED

(I)(d) STATEMENT SHOWING DETAILS OF LOCKED-IN SHARES*				
SLNO	NAME OF THE SHAREHOLDER	CAT. CODE	NO OF SHARES	PERCENTAGE
TOTAL :			Nil	Nil

(II)(a) STATEMENT SHOWING DETAILS OF DEPOSITORY RECEIPTS (DRS)			
SLNO	NAME OF THE SHAREHOLDER	NO OF SHARES	PERCENTAGE
TOTAL :		Nil	Nil

(II)(b) STATEMENT OF DEPOSITORY RECEIPTS (DRS) HOLDING > 1% OF THE TOTAL NUMBER OF SHARES			
SLNO	NAME OF THE SHAREHOLDER	NO OF SHARES	PERCENTAGE
TOTAL :		Nil	Nil


 K.R. RAMAN 12/10
 ASSISTANT VICE PRESIDENT
 POLARIS SOFTWARE LAB LIMITED



Chennai
12/10/2010