



(1)(a) STATEMENT SHOWING SHAREHOLDING PATTERN IN CLAUSE-35		POST-SCHEME OF DEMERGER	
NAME OF THE COMPANY: Intellect Design Arena Limited (Formerly known as Fin Tech Grid Limited)			
SCRIP CODE:		Name of the Scrip:	
Class of Security:	Equity	Quarter Ended:	31/12/2013
Partly paid-up shares	No. of partly paid-up shares	As a % of total no. of partly paid-up shares	As a % of total no. of shares of the Company.
Held by promoter/promoter group	-	-	-
Held by Public	-	-	-
Total:	-	-	-
Outstanding convertible securities:	No. of outstanding securities	As a % of total no. of outstanding convertible securities.	As a % of total no. of shares of the Company assuming full conversion of the convertible securities
Held by promoter/promoter group	-	-	-
Held by Public	-	-	-
Total:	-	-	-
Warrants:	No. of warrants	As a % of total no. of warrants	As a % of total no. of shares of the Company, assuming full conversion of warrants
Held by promoter/promoter group	-	-	-
Held by Public	-	-	-
Total:	-	-	-
Total paid-up capital of the Company, assuming full conversion of warrants and convertible securities	99,546,174	0	100.00

Fo Intellect Design Arena Limited


V V Naresh
 Authorised Signatory



Chennai
 March 24, 2014

(1)(a) STATEMENT SHOWING SHAREHOLDING PATTERN IN CLAUSE-35

NAME OF THE COMPANY: Intellect Design Arena Limited
(Formerly known as Fin Tech Grid Limited)

POST-SCHEME OF DEMERGER

Name of the Scrip:

SCRIP CODE:

Quarter Ended:


31/12/2013

Class of Security: Equity

CATEGORY CODE	CATEGORY OF SHAREHOLDER	NO OF SHARE HOLDERS	TOTAL No. OF SHARES	NO OF SHARES HELD IN DEMAT FORM	TOTAL SHAREHOLDING AS A % OF TOTAL NO OF SHARES		SHARES PLEDGE OR OTHERWISE ENCUMBERED	
					AS a % of (A+B)	As a % of (A+B+C)	No. OF SHARES	AS a %
(I)	(II)	(III)	(IV)	(V)	(VI)	(VII)	(VIII)	(IX)=(VIII)/(IV)*100
(A)	PROMOTER AND PROMOTER GROUP							
(1)	INDIAN							
(a)	Individual /HUF	16	28,995,760	28,995,759	29.13	29.13	-	-
(b)	Central Government/State Government(s)	-	-	-	-	-	-	-
(c)	Bodies Corporate	-	-	-	-	-	-	-
(d)	Financial Institutions / Banks	-	-	-	-	-	-	-
(e)	Others	-	-	-	-	-	-	-
	Sub-Total A(1) :	16	28,995,760	28,995,759	29.13	29.13		
(2)	FOREIGN							
(a)	Individuals (NRIs/Foreign Individuals)	-	-	-	-	-	-	-
(b)	Bodies Corporate	-	-	-	-	-	-	-
(c)	Institutions	-	-	-	-	-	-	-
(d)	Qualified Foreign Investor	-	-	-	-	-	-	-
(e)	Others	-	-	-	-	-	-	-
	Sub-Total A(2) :							
	Total A=A(1)+A(2)	16	28,995,760	28,995,759	29.13	29.13		
(B)	PUBLIC SHAREHOLDING							
(1)	INSTITUTIONS							
(a)	Mutual Funds /UTI	18	4,758,409	4,758,409	4.78	4.78	-	-
(b)	Financial Institutions /Banks	6	482,991	482,991	0.49	0.49	-	-
(c)	Central Government / State Government(s)	-	-	-	-	-	-	-
(d)	Venture Capital Funds	-	-	-	-	-	-	-
(e)	Insurance Companies	-	-	-	-	-	-	-
(f)	Foreign Institutional Investors	80	25,795,161	25,795,011	25.91	25.91	-	-
(g)	Foreign Venture Capital Investors	-	-	-	-	-	-	-
(h)	Qualified Foreign Investor	-	-	-	-	-	-	-
(i)	Others	-	-	-	-	-	-	-
	Sub-Total B(1) :	104	31,036,561	31,036,411	31.18	31.18		
(2)	NON-INSTITUTIONS							
(a)	Bodies Corporate	886	2,767,403	2,766,153	2.78	2.78	-	-
(b)	Individuals							
	(i) Individuals holding nominal share capital upto Rs.1 lakh	43,318	9,232,856	9,033,046	9.27	9.27	-	-
	(ii) Individuals holding nominal share capital in excess of Rs.1 lakh	48	4,012,916	4,012,916	4.03	4.03	-	-
(c)	Others							
	Sub-Total B(2) :	45,048	39,513,853	39,288,793	39.69	39.69		
	Total B=B(1)+B(2) :	45,152	70,550,414	70,325,204	70.87	70.87		
	Total (A+B) :	45,168	99,546,174	99,320,963	100.00	100.00		
(C)	Shares held by custodians, against which Depository Receipts have been issued							
(1)	Promoter and Promoter Group							
(2)	Public	0	0	0	0.00	0.00	-	-
	GRAND TOTAL (A+B+C) :	45,168	99,546,174	99,320,963	100.00	0.00		

For Intellect Design Arena Limited


V. Naresh
Authorised Signatory



Chennai
March 24, 2014

Statement showing holding of securities (including shares, warrants, convertible securities) of persons belonging to the category "Promoter and Promoter Group"											
Sr.No	Name of the Shareholder	Details of Shares held		Encumbered shares (*)			Details of Warrants		Details of convertible securities		Total Shares (including underlying shares assuming full conversion of warrants and convertible securities) as a % of
		No. of Shares held	As a % of grand total (A)+(B)+(C)	Pledge Shares	AS a %	AS a % of grand total (A) + (B) + (C) of sub-clause (I)(a)	Number of warrants held	As a % total number of warrants of the same class	Number of convertible securities held	As a % total number of convertible securities of the same class	
(I)	(II)	(III)	(IV)	(V)	(VI)=(V)/(III)*100	(VII)	(VIII)	(IX)	(X)	(XI)	(XII)
1	POLARIS HOLDINGS (P) LIMITED	20,020,938	20.11	-	-	-	-	-	-	-	20.11
2	ARUN JAIN	4,332,364	4.35	-	-	-	-	-	-	-	4.35
3	YOGESH ANDLAY	2,077,447	2.09	-	-	-	-	-	-	-	2.09
4	MANJU JAIN	1,052,460	1.06	-	-	-	-	-	-	-	1.06
5	ARUN JAIN	789,000	0.79	-	-	-	-	-	-	-	0.79
6	UDAY JAIN	619,500	0.62	-	-	-	-	-	-	-	0.62
7	AARUSHI JAIN	60,000	0.06	-	-	-	-	-	-	-	0.06
8	MEENA AGARWAL	21,450	0.02	-	-	-	-	-	-	-	0.02
9	SHASHI GUPTA	5,900	0.01	-	-	-	-	-	-	-	0.01
10	NAVEEN KUMAR	4,800	0.00	-	-	-	-	-	-	-	0.00
11	NEETA MATHUR	2,400	0.00	-	-	-	-	-	-	-	0.00
12	NITA JAIN	2,400	0.00	-	-	-	-	-	-	-	0.00
13	MANJU VERMA	2,400	0.00	-	-	-	-	-	-	-	0.00
14	UMA GUPTA	2,400	0.00	-	-	-	-	-	-	-	0.00
15	SUMAN MATHUR	2,300	0.00	-	-	-	-	-	-	-	0.00
16	ARUN JAIN	1	0.00	-	-	-	-	-	-	-	0.00
	TOTAL :	28,995,760	29.13	-	-	-	-	-	-	-	29.13

Statement showing holding of securities (including shares, warrants, convertible securities) of persons belonging to the category "Public" and holding more								
Sr.No.	Name of the shareholder	Number of shares held	Shares as a percentage of total number of shares (i.e., Grant total (A)+(B)+(C) indicated in Statement at para	Details of warrants		Details of convertible securities		Total shares (including underlying shares assuming full conversion of warrants and convertible securities) as a % of diluted share capital)
				Number of warrants held	As a % total number of warrants of the same class	Number of convertible securities held	% w.r.t total number of convertible securities of the same class	
1	ORBITECH LIMITED *	19,575,092	19.66	0	0.00	0	0.00	19.66
2	FRANKLIN MUTUAL SERIES FUNDS- MUTUAL BEACON FUND	7,108,509	7.14	0	0.00	0	0.00	7.14
3	HERMES INVESTMENT FUNDS PLC ON BEHALF OF HERMES EMERGING ASIA EQUITY FUND	2,294,844	2.31	0	0.00	0	0.00	2.31
4	GHI LTP LTD	2,074,001	2.08	0	0.00	0	0.00	2.08
5	POLARIS ASSOCIATE STOCK OPTION PLAN TRUST	1,536,000	1.54	0	0.00	0	0.00	1.54
6	MERRILL LYNCH CAPITAL MARKETS ESPANA S.A. S.V.	1,341,892	1.35	0	0.00	0	0.00	1.35
7	ORBITECH EMPLOYEES WELFARE TRUST	1,164,329	1.17	0	0.00	0	0.00	1.17
8	LSV EMERGING MARKETS EQUITY FUND LP	1,127,800	1.13	0	0.00	0	0.00	1.13
	TOTAL :	36,222,467	36.39	0	0.00	0	0.00	36.39

* Includes 41,95,486 Shares (4.21%) held by Citibank A/c Orbitech Ltd., a PAC of Orbitech Ltd.

For Intellect Design Arena Limited

V V Natesh
Authorised Signatory




Chennai
March 24, 2014

(l)(c)(ii) Statement showing holding of securities (including shares, warrants, convertible securities) of persons (together with PAC) belonging to the category "Public" and holding more than 5% of the total number of shares of the company								
Sr.No.	Name(s) of the shareholder(s) and the Persons Acting in Concert (PAC) with them	Number of shares held	Shares as a percentage of total number of shares (i.e., Grant total (A)+(B)+(C) indicated in Statement at para (l)(a) above)	Details of warrants		Details of convertible		Total shares (including underlying shares assuming full conversion of warrants and convertible securities) as a % of diluted share capital)
				Number of warrants held	As a % total number of warrants of the same class	Number of convertible securities held	% w.r.t total number of convertible securities of the same class	
1	ORBITECH LIMITED *	19,575,092	19.66	0	0.00	0	0.00	19.66
2	FRANKLIN MUTUAL SERIES FUNDS- MUTUAL BEACON FUND	7,108,509	7.14	0	0.00	0	0.00	7.14
	TOTAL :	26,683,601	26.80	0	0.00	0	0.00	26.80

* Includes 41,95,486 Shares (4.21%) held by Citibank A/c Orbitech Ltd., a PAC of Orbitech Ltd.

(l)(d) STATEMENT SHOWING DETAILS OF LOCKED-IN SHARES"				
Sr.No.	Name of the shareholder	Number of locked-in shares	Locked-in shares as a (%) percentage of total number of shares (i.e., Grand Total (A)+(B)+(C) Indicated in Statement at para	Promoter/ Promoter Group/Public
1	GN. MATHUR	46	0.00	PUBLIC
2	VAIDEHI K.A.	1	0.00	PUBLIC
3	T.K.RAMANAN	1	0.00	PUBLIC
4	GAYATHRI.B	1	0.00	PUBLIC
5	SUDHA GOPALAKRISHNAN	1	0.00	PUBLIC
6	C.S.CHANDRASEKAR	1	0.00	PUBLIC
7	M.R.VENKATESAN	1	0.00	PUBLIC
8	PRABHJOT S SAMBHY	1	0.00	PUBLIC
9	K.SRINIVASAN	1	0.00	PUBLIC
10	ANANDA KRISHNAN	1	0.00	PUBLIC
11	LALITHA VIJAY	1	0.00	PUBLIC
12	K.SEKAR	1	0.00	PUBLIC
13	M.VIDYASAGAR	1	0.00	PUBLIC
14	RAMA SIVARAMAN	1	0.00	PUBLIC
15	RAYMOND AROGYASWAMY	1	0.00	PUBLIC
16	SAMPATH KUMAR ANAND	1	0.00	PUBLIC
17	CRS.BHARADWAJ	1	0.00	PUBLIC
18	JAIDEEP BILLA	1	0.00	PUBLIC
19	S.R.RAMASWAMI	1	0.00	PUBLIC
20	GOVIND SINGHAL	1	0.00	PUBLIC
21	K.GOVINDARAAN	1	0.00	PUBLIC
22	JAYASHREE.R	1	0.00	PUBLIC
23	PADMINI.S	1	0.00	PUBLIC
24	S.SRIRAM	1	0.00	PUBLIC
25	ARUN JAIN	1	0.00	PROMOTER / PROMOTER GROUP
	TOTAL :	70	0.00	

For Intellect Design Arena Limited


V. Naresh
Authorised Signatory





Chennai
March 24, 2014

STATEMENT SHOWING DETAILS OF DEPOSITORY RECEIPTS (DRS)				
Sr.No.	Type of outstanding DR (ADRs,GDRs,SDRs,etc.)	Number of outstanding DRs	Number of shares	Shares underlying outstanding DRs
TOTAL :		-	-	-

Statement showing Holding of Depository Receipts (DRs), where underlying shares held by "Promoter/Promoter group" are in excess of 1% of the total number shares.				
Sr.No.	Name of the DR Holder	Type of outstanding DR	Number of shares underlying outstanding DRs	Shares underlying outstanding DRs as a
TOTAL :		-	-	-

For Intellect Design Arena Limited


 V V Naresh
 Authorised Signatory



Chennai
March 24, 2014